

# THE COLORADO APCD

The Public Experience

# Background

- 2008: Blue Ribbon Commission for Health Care Reform
  - ▣ Recommended creation of a statewide data warehouse
- 2010: Legislation creating APCD enacted
- 2012: Data collection began
- 2014: Consumer facing website goes live

# Public Orientation from the Outset

- Statutory requirements
  - ▣ APCD to be available to the public.
  - ▣ Data to be presented in a consumer friendly manner.
- Diverse stakeholder participation in its creation
  - ▣ Advisory group
  - ▣ Data Release Review Committee

# APCD website: www.comedprice.org



Home

Medical Service Prices

State Costs & Utilization

Get More Data

ADMINISTERED BY CIVHC

POWERED BY TREQ 3M

## Find Prices for Medical Services

Search for comprehensive prices for select hospital-based services.

### Coming Soon!

Price information for additional health care services at ambulatory surgery centers and endoscopy centers will be added to the site in 2016.

Step 1  
Service

Step 2  
Location

Step 3  
Insurance

Your selected search criteria will appear here.

### Select a Medical Service

What type of service are you searching for?

Maternity Care



Vaginal Birth

[What's this?](#)

Next

## Find Costs and Utilization by Geography

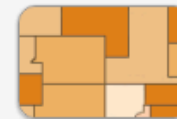
Search for health care costs and utilization of services by county and ZIP Code 3.

Choose one of the most viewed selections.

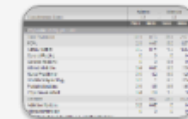
- Total Cost of Care (TCC)
- TCC Compared to Expected (C2E)
- Percent Generic Scripts
- 30 Day All Cause Readmissions (per population)
- ER Visits
- Diabetes Prevalence
- Asthma Prevalence
- Illness Burden

### Total Cost of Care

represents the total dollars paid for all health care services received by an individual such as hospital, clinic, physician visits, and prescription costs. Amounts paid by both the insurer and by the individual in the form of copays, deductibles and other cost sharing mechanisms are included. The results are displayed as a total dollars per person for the year. The rate represents the population living in that geography, not where the services were received.



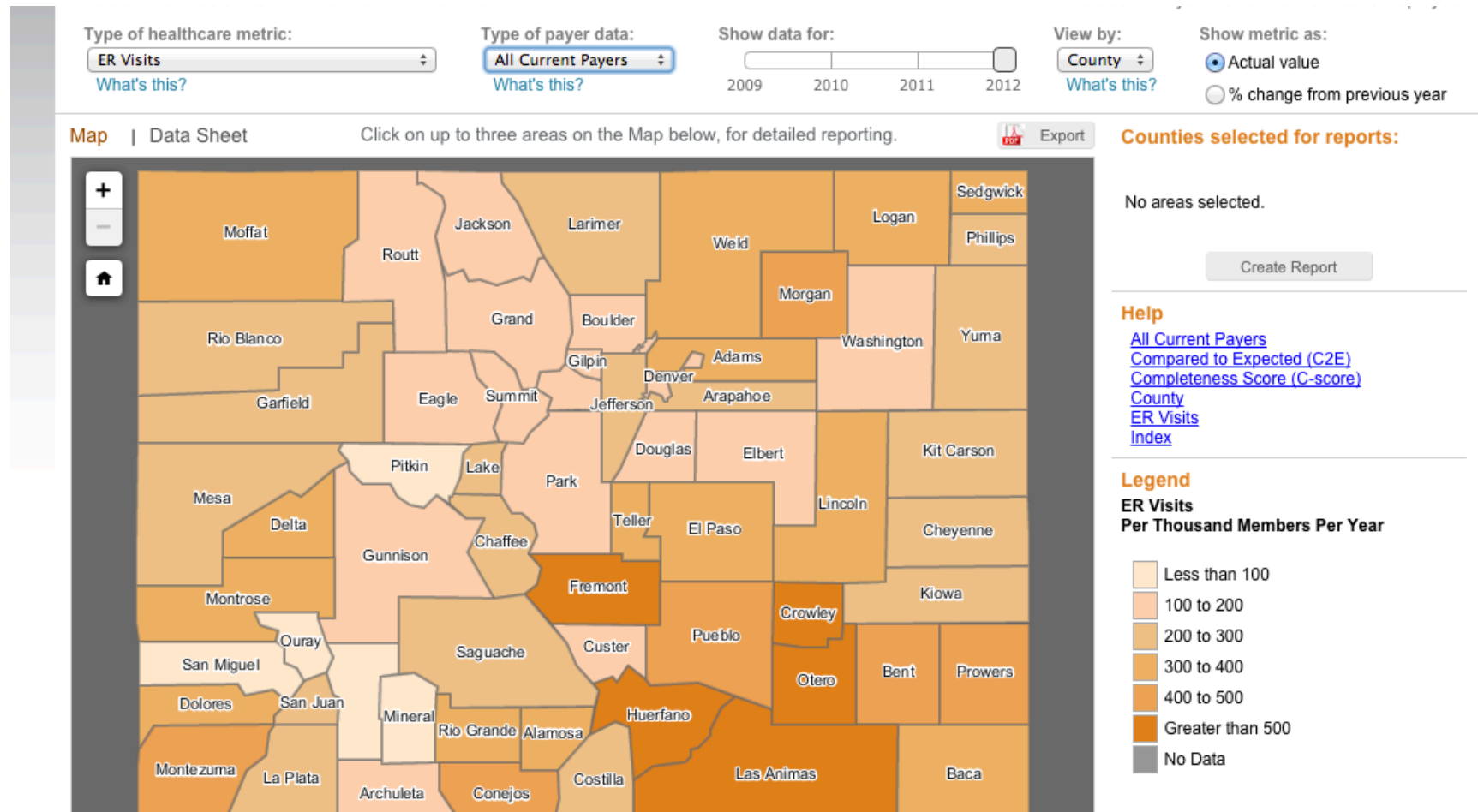
View Map



View Report

View all [Maps](#) or [Reports](#)

# State Costs and Utilization



# The APCD in Policy-Making

- Department of Insurance (DOI)
  - ▣ Geographic cost variations to help determine rating areas for rate review
  - ▣ Cost of prescription drugs
  - ▣ Trend analysis for hospital services, office visits, ambulatory care and other services as a benchmark for rate review
- State Health Care Cost Containment Commission
  - ▣ Cost and utilization trends

# Medical Services Prices



Home

Medical Service Prices

State Costs & Utilization

Get More Data

ADMINISTERED BY CIVHC

POWERED BY

Start > Search Results

## Search Criteria

Knee Joint Replacement; Englewood (80111); Private Insurance

Search Again

## Knee Joint Replacement

Note that Saint Joseph Hospital and Good Samaritan prices for private insurance are lower in part due to a high percentage of Kaiser patients which only reflect hospital payments. Additional bills for the provider and other services are not included. To view non-Kaiser prices at these hospitals, sel... [Show More](#)

## Search Results

Display  within

Display as: [Table](#) | [Map](#)

Show  entries Search by Name:

Type	Provider	Distance	Estimated Price	Patient Complexity
Facility	<a href="#">The Medical Center of Aurora</a>	5 mi.	**	**
Facility	<a href="#">Swedish Medical Center</a>	6 mi.	\$26,713	Medium
Facility	<a href="#">Porter Adventist Hospital</a>	6 mi.	\$34,793	Medium
Facility	<a href="#">Sky Ridge Medical Center</a>	7 mi.	\$30,846	Medium
Facility	<a href="#">Littleton Adventist Hospital</a>	7 mi.	**	**
Facility	<a href="#">Parker Adventist Hospital</a>	7 mi.	**	**
Facility	<a href="#">Kindred Hospital Aurora</a>	7 mi.	**	**
Facility	<a href="#">Rose Medical Center</a>	8 mi.	\$30,097	Medium
Facility	<a href="#">Exempla Saint Joseph Hospital</a>	10 mi.	\$21,203	Medium
Facility	<a href="#">Presbyterian/St. Luke's Medical Center</a>	10 mi.	**	**

# Focus Group Feedback

- Webpage and included information is highly valuable
- Key tools
  - ▣ Summary table
  - ▣ Price calculator
- But the information can be overwhelming
  - ▣ Help functions
  - ▣ Streamlined “emergency” version



# Upcoming Additions to the APCD

- More medical services
- More quality measurements
- Prices for services at non-hospital facilities
- Comparisons by payer type (separating Medicaid and commercial claims)
- More dental claim payers
- Data from self-insured employers

# Challenges and Opportunities

- Sustainability
- Access and affordability for advocates
  - Cost
  - Technical support
- Consumer focus groups to ensure ease of use
- Incorporation of quality data